

NOTES:

- A. ALL DIMENSIONS IN MILLIMETERS UNLESS OTHERWISE SPECIFIED.
- B. DUCT ROLL NOT TO EXCEED ONE RADIAL POSITION OVER THE MINIMUM TRANSPOSITION LENGTH.

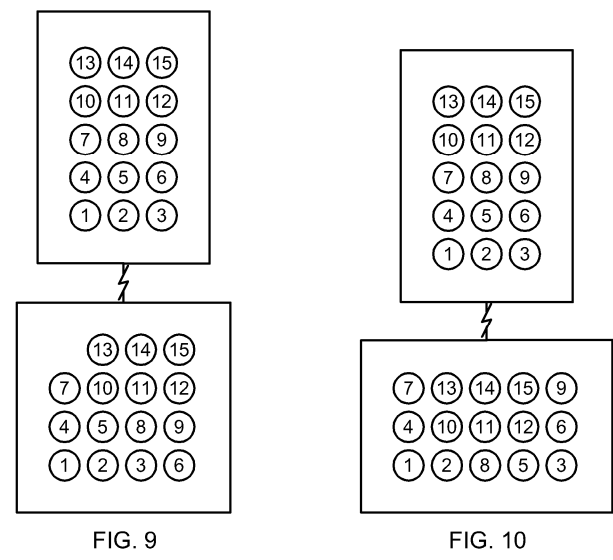
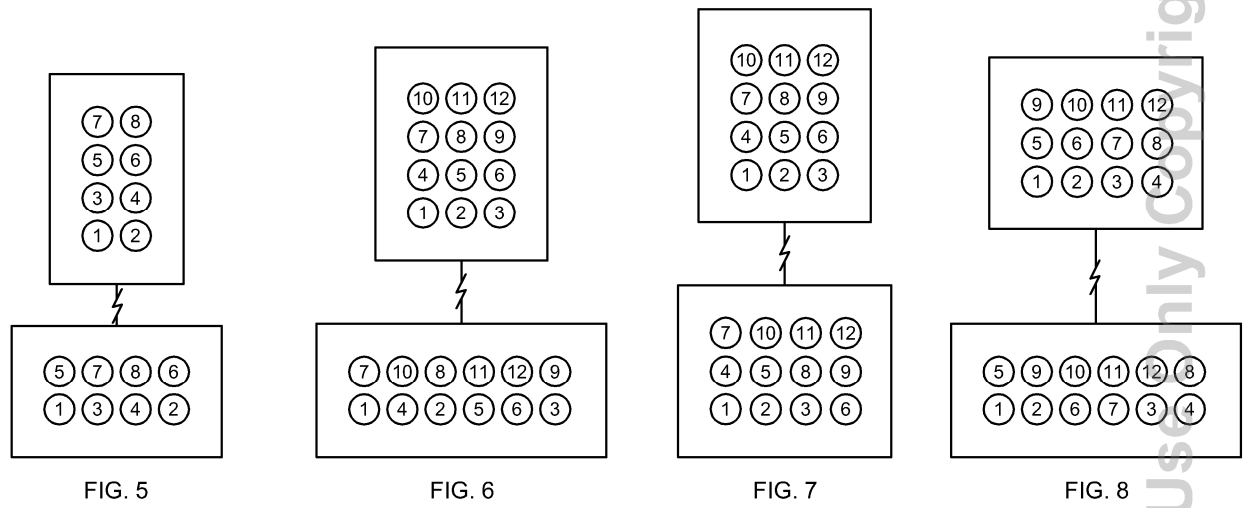
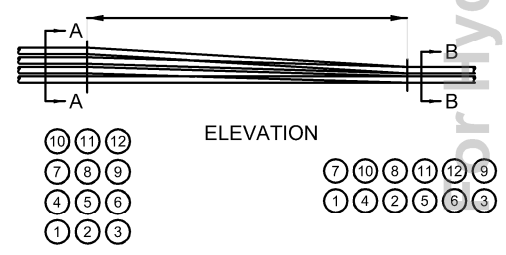


FIGURE NUMBER	MIN LENGTH FOR CHANGING FORMATION OF 100mm DIAMETER DUCTS
1-3-8	4500
2-4-5-7-9	6000
6-10	7500

LENGTH FOR CHANGING FORMATION OF DUCTS



SECTION A - A SECTION B - B
TRANSPOSITION OF DUCTS

REVISIONS		PREP	CHKD	APPD
REV: 1	DATE: 2002-07-04 CHANGE: REDRAW USING CADD	GM	PL	CM
REV: 2	DATE: 2010-05-18 CHANGE: TITLE CHANGE	FB	RW	CSM
REV: 3	DATE: 2017-08-31 CHANGE: TITLE CHANGES, NOTES ADDED, FORMAT UPDATED	MM	MBW	BH

HydroOttawa
WWW.HYDROOTTAWA.COM

PREP: G. MOLNAR
CHKD: C. PROULX
APPD: C. MALONE P.Eng
DATE: 2002-04-30
SCALE: N.T.S. @ ANSI A

ENGINEERING SPECIFICATION DUCT TRANSPOSITION VARIOUS CONFIGURATIONS CONSTRUCTION DETAIL	
NO:	UDS0004
	REV: 3 OF 1