

- NOTES:**
- A. ALL DIMENSIONS IN MILLIMETERS UNLESS OTHERWISE SPECIFIED.
  - B. APPLICABLE FOR 100mm DIAMETER DUCTS.
  - C. DUCT ROLL NOT TO EXCEED ONE RADIAL POSITION OVER THE MINIMUM TRANSPOSITION LENGTH.

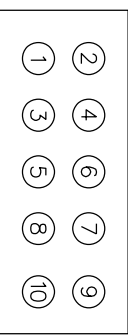
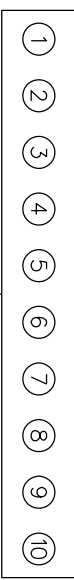


FIG. 1

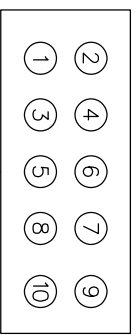
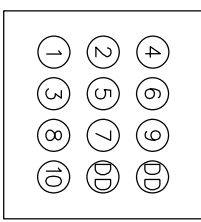



FIG. 2



TYPICAL MINIMUM TRANSPOSITION LENGTH FOR CHANGING FORMATION OF 100mm DIAMETER DUCTS:

FIG. 1 7500mm

FIG. 2 6000mm

REV.:	DATE:	PREP	CHKD	APPD	TITLE
CHANGE:	DATE: YYYY-MM-DD				 <b>HydroOttawa</b> www.hydroottawa.com
CHANGE:	DATE: YYYY-MM-DD				
CHANGE:	DATE: YYYY-MM-DD				

PREP: M. MALONEY	
CHKD: C. PROULX	
APPD: C. MALONE	P.Eng.
DATE: 2015-06-26	
SCALE: N.T.S. @ ANSIA	

NO:	REV:
UDS0034	1 OF 1
	0

For Hydro Ottawa Use Only Copyright 2015