

NOTES:

- A. ALL DIMENSIONS IN MILLIMETERS UNLESS OTHERWISE SPECIFIED.
- B. APPLICABLE FOR 100mm DIAMETER DUCTS.
- C. DUCT ROLL NOT TO EXCEED ONE RADIAL POSITION OVER THE MINIMUM TRANSPOSITION LENGTH.

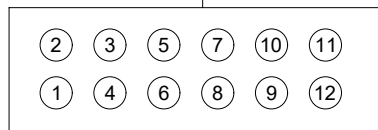


FIG. 1

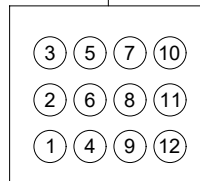
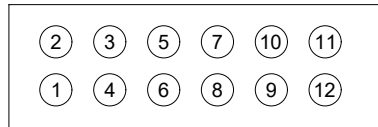



FIG. 2

TYPICAL MINIMUM TRANSPOSITION LENGTH FOR CHANGING FORMATION OF 100mm DIAMETER DUCTS:

FIG. 1 - 7500mm

FIG. 2 - 6000mm

For Hydro Ottawa Use Only Copyright 2009

REVISIONS		PREP	CHKD	APPD	TITLE	
REV: DATE:					ENGINEERING SPECIFICATION DUCT TRANSPOSITION FROM 1H X 12W TO 3H X 4W CONSTRUCTION DETAIL	
CHANGE:						
REV: DATE:						
CHANGE:					 www.hydroottawa.com PREP: G. MOLNAR CHKD: M. WYNDHAM APPD: B. HAZLETT P.Eng DATE: 2019-07-09 SCALE: N.T.S. @ ANSI A	
REV: DATE:					NO:	UDS0038
CHANGE:						1 OF 1 REV: 0